

WHEELER'S

Wholesale Price Guide

Fall 2017 - Spring 2018

Laura's Lane Nursery LLC



Phone: 715-366-2477 • FAX: 715-366-8201 • email: lnur@uniontel.net • www.lauraslanenursery.com



Dear Friends,

We're looking forward to our coming 2018 spring season, and hope that all the rain we had this summer produced a successful growing season for all of you. We are thankful for all our loyal customers as well as for all the new customers we served this year.

Please look over the new price list and send in your 2018 order as soon as possible to insure the size and species to fit your planting needs. Our staff will be happy to help you in your planting decisions. As always, we promise to provide quality trees and excellent customer services.

Sincerely,
Joseph & Beatrice Wheeler & Staff



Call our friendly staff to place
an order. **715-366-2477**

AGE KEY FOR TREES

2 YR. S.	2 years in seedling bed
3 YR. S.	3 years in seedling bed
1-1 T.P.	1 year in seedling bed and 1 year in transplant bed
1-2 T.P.	1 year in seedling bed and 2 years in transplant bed
2-2 T.P.	2 years in seedling bed and 2 years in transplant bed
2-3 T.P.	2 years in seedling bed and 3 years in transplant bed

C.S. = Collected Seed, R.C.= Rooted Cuttings, S = Seedling, T.P. = Transplant

PINE

BUNDLES PER PER PER
OF 100 1000 10,000 LOTS

LESS THAN 50 TREES, PLEASE ADD 25¢ PER TREE.

AUSTRIAN PINE (PINUS NIGRA)

Grows 30 to 50 feet. Fast growing and is noted for its stiff, long green paired needles. Grows well in most soils. Tolerates drought and temperature extremes. Origination: "Austriaca" Germany.

5-10" 2 YR. S. (50's)	\$ 80.00	\$250.00	\$-----
7-15" 2-2 T.P. (25's)	\$200.00	\$-----	\$-----

EAST ANGLIA SCOTCH PINE

Fast growing, medium needled (3-3½") tree that grows well in most soil types. (Grown mainly for Christmas trees). Not recommended for general planting. If sheared, will form a dense, conical shape. (Collection areas, England).

6-12" 2 YR. S. (50's)	\$ 80.00	\$250.00	\$-----
----------------	--------------	----------	----------	---------

JACK PINE (PINUS BANKSIANA)

Grows 55-100 feet. Short-needled (1-1½"), prefers full sun, will tolerate poor soil conditions. Timber species.

6-12" 2 YR. S. (50's)	\$ 80.00	\$250.00	\$-----
----------------	--------------	----------	----------	---------

NORWAY PINE (PINUS RESINOSA) "RED PINE"

Grows over 35 feet. Rapid growing tree with 4-6" long, glossy-green needles. It has many uses: timber, windbreak, ornamental & Christmas tree. Does well in sandy soil.

4-8" 2 YR. S. (50's)	\$ 75.00	\$195.00	\$180.00
6-12" 3 YR. S. (25's)	\$ 98.50	\$250.00	\$240.00
7-15" 2-2 T.P. (25's)	\$200.00	\$600.00	\$-----
16" & UP X-LG. T.P. (25's)	@\$3.25 EA	@\$2.75 EA	

WHITE PINE (PINUS STROBUS LAKE STATES)

Vigorous growing, open tree with long, soft bluish-green needles. Used in ornamental plantings. Tolerates shade and grows well in sandy and other soils. Grows over 35 feet.

4-8" 2 YR. S. (50's)	\$ 75.00	\$195.00	\$180.00
6-12" 3 YR. S. (25's)	\$ 98.50	\$250.00	\$240.00
7-15" 2-2 T.P. (25's)	\$200.00	\$605.00	\$585.00
16" & UP X-LG. T.P. (25's)	@\$3.25 EA	@\$2.75 EA	



SPRUCE

BUNDLES PER PER PER
OF 100 1000 10,000 LOTS

LESS THAN 50 TREES, PLEASE ADD 25¢ PER TREE.

BLACK HILL SPRUCE (PICEA GLAUCA DENSATA)

Grows over 35 feet. Short, stiff dark green needles and a spicy scent. Extremely hardy, withstanding heat and dry growing conditions. Used as ornamental, windbreak or as a Christmas tree. Origination: Black Hills, SD. Elevation 5500-6500 ft. Seed Zone #621.

4-8" 2 YR. S. (50's)	\$ 87.50	\$230.00	\$-----
9-14" 3 YR. S. (25's)	\$120.00	\$265.00	\$-----
7-15" 2-3 T.P. (25's)	\$210.00	\$670.00	\$655.00
16" & UP X-LG. T.P. (25's)	@\$3.25 EA		



BLACK SPRUCE (PICEA MARIANA)

Height: 30 to 40 feet, occasionally 70 feet. Hardiness zone 2-5. Stiff bluish green needles — likes cold temperatures but grows best in exposure to full sunlight. Thrives in moist well-drained soils. Also known as "Swamp Spruce"

6-12" 2 YR. S. (50's)	\$100.00	\$285.00	\$-----
----------------	--------------	----------	----------	---------

MINIMUM ORDER OF ONE SIZE AND VARIETY: 50 OR MORE SEEDLINGS

25 OR MORE TRANSPLANTS

LESS THAN 25 - SEE SPECIALS

QUANTITY DISCOUNTS:

50 trees of the same kind and size
may be bought at the 100 rate,
300 at the 1000 rate, 5000 at the 10M rate.

Less than 50 trees, please add 25¢ per tree.



SPRUCE CONTINUED

LESS THAN 50 TREES, PLEASE ADD 25¢ PER TREE.

COLORADO BLUE SPRUCE

(PICEA PUNGENS GLAUCA)

Grows over 35 feet. Densely formed tree with stiff, silvery-blue to bluish-green needles. An excellent ornamental and background tree. Thrives in dry, well-drained soil. Origination: San Juan Forest - Wolf Creek Area. Elevation 8000-8500 ft. Seed Zone #246.



6-12" 2 YR. S.....	(50's)	\$ 87.50	\$230.00	\$-----
9-14" 3 YR. S.....	(25's)	\$120.00	\$265.00	\$255.00
7-15" 2-2 T.P.....	(25's)	\$210.00	\$700.00	\$685.00
16" & UP X-LG. T.P.....	(25's)	@\$3.25 EA	@\$2.75 EA	

NORWAY SPRUCE (PICEA ABIES)

Grows over 35 feet. Fastest growing spruce with dark green needles and draping branches. Good ornamental or windbreak tree. Grows well in most conditions.



6-12" 2 YR. S.....	(50's)	\$ 87.50	\$230.00	\$-----
9-14" 3 YR. S.....	(25's)	\$120.00	\$265.00	\$255.00
7-15" 2-2 T.P.....	(25's)	\$200.00	\$620.00	\$595.00
16" & UP X-LG. T.P.....	(25's)	@\$3.25 EA	@\$2.75 EA	

WHITE SPRUCE (PICEA GLAUCA LAKE STATES)

Moderate growing tree with bluish-green needles, and short, dense branches. A popular Christmas tree as well as an ornamental and windbreak tree. Endures drought conditions well.


6-12" 2 YR. S.....	(50's)	\$ 87.50	\$230.00	\$-----
9-14" 3 YR. S.....	(25's)	\$120.00	\$265.00	\$255.00
7-15" 2-2 T.P.....	(25's)	\$200.00	\$620.00	\$595.00
16" & UP X-LG. T.P.....	(25's)	@\$3.25 EA	@\$2.75 EA	

FIR

LESS THAN 50 TREES, PLEASE ADD 25¢ PER TREE.

BALSAM FIR (ABIES BALSAMEA-EASTERN STRAIN)

The traditional Christmas tree. Excellent fragrance with good needle retention. Prefers well-drained, acidic, moist soil. Full to partial sun.



3-5" 2 YR. S.....	(50's)	\$130.00	\$280.00	\$-----
5-10" 3 YR. S.....	(25's)	\$140.00	\$320.00	\$-----
6-12" 2-2 T.P.....	(25's)	\$230.00	\$710.00	\$-----
12-16" 2-3 T.P.....	(25's)	\$235.00	\$780.00	\$-----
16" & UP X-LG. T.P.....	(25's)	@\$3.25 EA		

CANAAN FIR

(ABIES BALSAMEA VAR PHAEROLEPIS)

Height 30-70 ft. Canaan Fir has many similarities to both Fraser and Balsam Fir. May be more tolerant of wetter soil and a variety of soil types. Makes an excellent Christmas tree and Landscape tree.

3-5" 2 YR. S.....	(50's)	\$130.00	\$280.00	\$-----
5-10" 3 YR. S.....	(25's)	\$140.00	\$320.00	\$-----
6-12" 2-2 T.P. (SOLD OUT).....	(25's)	\$230.00	\$750.00	\$-----
7-15" 2-3 T.P.....	(25's)	\$260.00	\$800.00	\$-----
16" & UP X-LG. T.P.....	(25's)	@\$3.25 EA		

CONCOLOR FIR (ABIES CONCOLOR - CIBOLA)

"White Fir" - Soft needles vary from silvery-blue to silvery-green. Grows best in well-drained soil and full sun. (Will not do well in heavy, clay soil.) Grows over 35 ft.

6-12" 2 YR. S.....	(50's)	\$180.00	\$425.00	\$-----
6-12" plug-1 T.P.....	(25's)	\$200.00	\$735.00	\$-----

FIR CONTINUED

LESS THAN 50 TREES, PLEASE ADD 25¢ PER TREE.

COOK'S BALSAM FIR (ABIES BALSAMEA - COOK'S BLUE)

A traditional Christmas Tree with excellent fragrance and good needle retention. Needles show varying degrees of blue coloring after approx. 3 years. Prefers well-drained acidic, moist soil. Full to partial sun.

3-5" 2 YR. S.....	(50's)	\$130.00	\$280.00	\$-----
5-10" 3 YR. S.....	(25's)	\$140.00	\$320.00	\$-----
6-12" 2-2 T.P.....	(25's)	\$230.00	\$710.00	\$-----
12-16" 2-3 T.P.....	(25's)	\$235.00	\$780.00	\$-----
16" & UP X-LG. T.P.....	(25's)	@\$3.25 EA		

DOUGLAS FIR (PSEUDOTSUGA DOUGLASI LINCOLN STRAIN)

Needles vary from green to blue-green color. Used for Christmas trees, ornamentals, & timber. Fast growing & likes moist, well-drained soil. Plant in full sun.

6-12" 2 YR. S.....	(50's)	\$180.00	\$415.00	\$-----
--------------------	--------	----------	----------	---------

FRASER FIR (ABIES FRASERI)

Often referred to as the Cadillac of the Christmas trees. This tree not only has an excellent fragrance but exceptional needle retention as well. Likes cool, moist, well-drained soil. Full to partial sun. (Will not do well in heavy, wet clay soil.)

3-5" 2 YR. S.....	(50's)	\$130.00	\$280.00	\$-----
4-8" 3 YR. S.....	(25's)	\$140.00	\$340.00	\$-----
6-12" 2-2 T.P.....	(25's)	\$230.00	\$740.00	\$-----
12-16" 2-3 T.P.....	(25's)	\$250.00	\$830.00	\$-----
16" & UP X-LG. T.P.....	(25's)	@\$3.25 EA		

FRASER/BALSAM HYBRID FIR (ABIES FRASERI X BALSAMEA)

This tree combines the qualities of both the Balsam Fir and Fraser Fir, producing a beautifully shaped tree with excellent needle retention similar to the Fraser Fir and the fragrance of the Balsam Fir.

3-5" 2 YR. S. (SOLD OUT).....	(50's)	\$140.00	\$295.00	\$-----
4-8" 3 YR. S. (SOLD OUT).....	(25's)	\$160.00	\$360.00	\$-----
6-12" 2-2 T.P. (SOLD OUT).....	(25's)	\$230.00	\$740.00	\$-----
12-16" 2-3 T.P.....	(25's)	\$250.00	\$820.00	\$-----

ARBORVITAE

LESS THAN 50 TREES, PLEASE ADD 25¢ PER TREE.

DARK GREEN ARBORVITAE (THUJA OCCIDENTALIS 'NIGRA')

Grows to 30-35 feet tall and 10-15 feet wide. Denser form of American Arb. that is fast growing with a deep green color. Used mainly for screening or hedge.

4-8" 1-1 T.P.....	(25's)	\$190.00	\$770.00	\$-----
-------------------	--------	----------	----------	---------

EASTERN ARBORVITAE (THUJA OCCIDENTALIS 'WHITE CEDAR')

Height: 30-40 feet - Width: 10-15 feet. Fan-like glossy leaves provide year-round color. Forms a wind tight barrier when used for screening or as hedging. Prefers heavy damp areas, but adapts well to other soil types.

6-12" 2-2 T.P. (SOLD OUT).....	(25's)	\$215.00	\$610.00	\$-----
12-16" 2-3 T.P.....	(25's)	\$240.00	\$710.00	\$-----
16" & UP X-LG. T.P.....	(25's)	@\$3.25 EA		

EMERALD GREEN ARBORVITAE (THUJA OCCIDENTALIS 'SMARGARD')

Deep rich emerald green needles year-round. Naturally grows in a compact pyramidal form so pruning is rarely needed. Grows well in almost any well-drained soil and prefers full to partial sun. Will reach 8-10 ft. high, 2 ft. wide in about 10 years.

4-8" 1-1 T.P.....	(25's)	\$195.00	\$770.00	\$-----
-------------------	--------	----------	----------	---------

TECHNY ARBORVITAE (THUJA OCCIDENTALIS 'TECHNY')(ROOTED CUTTINGS)

20 feet tall and 8 feet wide at maturity. Very dark green color year round. Medium growth rate and is very hardy. Used for screening and foundation plantings. When young, it grows bushy, but when it gets to 3-4 feet, it grows more pyramidal.

4-8" 1-1 T.P. (R.C.).....	(25's)	\$195.00	\$770.00	\$-----
12-16" 1-2 T.P. (R.C.).....	(25's)	\$240.00	\$845.00	\$-----
16" & UP X-LG. T.P.....	(25's)	@\$3.25 EA		

LANDSCAPE POTTED TREE SPECIALS!

Potted Trees, any size and specie combination.*

50-100 3% off

*Listed species and sizes - see page 5 of our current brochure. Limited availability on some sizes and species.

SPECIALS

NEED LESS THAN
25 TREES
CHECK OUT OUR SPECIALS!

NORWAY PINE.....	10 EXTRA LG T.P. 16" & UP.....	\$55.00
COLORADO BLUE SPRUCE..	10 EXTRA LG T.P. 16" & UP.....	\$55.00
WHITE PINE.....	10 EXTRA LG T.P. 16" & UP.....	\$55.00
BLACK HILL SPRUCE.....	10 EXTRA LG T.P. 16" & UP.....	\$55.00
NORWAY SPRUCE.....	10 EXTRA LG T.P. 16" & UP.....	\$55.00
EASTERN ARBORVITAE.....	10 EXTRA LG T.P. 16" & UP.....	\$55.00

DECIDUOUS TREES & SHRUBS

LESS THAN 50 TREES, PLEASE ADD 25¢ PER TREE.

BUNDLES OF PER 100 PER 1000

BIRCH - NATIVE WHITE (BETULA Papyrifera)

Grows 50-70 ft. On young trees the bark is brown to bronze, but turns white as the tree ages. Tolerates alkaline soils well.

9-14" 1 YR. S. (25's) \$170.00 \$660.00

BIRCH - WHITE

(JAPANESE WHITE-PLATYPHYLLA JAPONICA)

Moderate to fast growth with a mature height up to 70 ft. Bark is tighter than Native White Birch – doesn't peel as readily. Birch-borer resistant. Moist, well-drained soil – full sun.



9-14" 1 YR. S. (25's) \$170.00 \$660.00

RIVER BIRCH (BETULA NIGRA)

Grows 40-70 ft. and 40-60 ft. wide. Reddish brown exfoliating bark. Resistant to bronze birch borer. Tolerant to many soil conditions.

12-18" 2 YR. S. (25's) \$290.00 \$880.00

YELLOW BIRCH (BETULA ALLEGHANIENSIS)

Zone 3-7. Grows 60-75 ft. and 35-50 ft. wide. Also known as Golden Birch, features shiny yellow bark and bright yellow fall foliage. The twigs contain a wintergreen aroma. Can be tapped for syrup similarly to Sugar Maple and is an important species for hardwood lumber, medium-fast growth rate, plant in a well-drained, rich, acidic soil with full sun to partial shade.

9-14" S. (25's) \$170.00 \$660.00

CHERRY - BLACK (PRUNUS SEROTINA)

Hardy, large tree with rough, dark brown bark. Leaves are oblong with white flowers in late May. Fruit bearing. Grows to approximately 80 ft. tall and 50 ft. wide.

12-18" 1 YR. S. (25's) \$225.00 795.00

CHERRY - NANKING (PRUNUS TOMENTOSA)

Grows 8-10 ft. Spreads 6-10 ft. A broad spreading shrub. Pink to white flowers followed by edible scarlet fruit in June. Foliage is a very attractive soft green.

12-18" 1 YR. S. (25's) \$225.00 \$795.00

CHOKECHERRY - COMMON (PRUNUS VIRGINIANA)

Small tree with white flowers and dark purple fruit that is edible. Very hardy in all zones. Renowned for making of jelly & wine. Good food & cover for wildlife.

12-18" 1 YR. S. (25's) \$255.00 \$825.00

CRANBERRY - AMERICAN Highbush (VIBURNUM TRILOBUM)

Attractive foliage turns red and orange in the fall. Flat clusters of white flowers followed by red berries. Grows to 8 ft.

12-18" 2 YR. S. (25's) \$225.00 \$895.00

CRAB - MIDWEST

(MALUS BACCATA VAR. MANDSHURICA)

Grows 15 ft. A moderately rapid growing medium size tree. Densely branched and oval shaped. Blossoms snowy white. Dark olive green leaves. Fruit size 1/4-1/2" diameter. Excellent for windbreak and wildlife habitat.

18-24" 2 YR. S. (25's) \$260.00 \$955.00

CRAB - RED SPLENDOR

(MALUS X RED SPLENDOR)

Grows 15-25 ft. Spreads 20 ft. Red flower buds open into large deep pink single flowers. The fruit is dark and showy. The foliage is dark reddish green in the summer, and turns a beautiful reddish purple in the fall. Upright spreading form.



12-18" 1 YR. S. (25's) \$255.00 \$825.00

DOGWOOD - RED OSIER (CORNUS SERICEA)

Grows 7-9 ft. Spreads 8-12 ft. A broad erect grower with dark blood red branches. White flowers followed by white berries. Good for soil erosion and food and cover for wildlife.

12-24" 2 YR. S. (25's) \$145.00 \$380.00

DOGWOOD - SILKY (COMUS AMOMUM)

A native shrub. Grows 6-8 ft. high with its leaves silky to the touch beneath. Flowers are white, fruit blue. Hardy everywhere.

12-24" 2 YR. S. (25's) \$145.00 \$380.00

ELDERBERRY (SAMBUCUS CANADENSIS)

Height and spread 5-12 ft. Fast growing small tree/shrub. Tolerates wide range of growing conditions. Small white flowers grow in large clusters in early summer followed by edible purplish black fruit. Attractive to birds.

12-18" 1 YR. S. (25's) \$225.00 \$795.00

HACKBERRY (CELTIS OCCIDENTALIS)

Grows to 40-60 ft. Crown width 25-45 ft. Soil adaptable. Moderately drought tolerant, but does best in moist well-drained soils. Used for windbreaks and highway beautification. Excellent tree for wildlife. Small dark berries.

12-18" 1 YR. S. (25's) \$225.00 \$795.00

HAZELNUT (CORYLUS AMERICANA)

Small shrub often in clumps reaching 12 ft. in height. Edible brown nuts. Grows best in moist, well-drained soils but will adapt to most types of soils. Full sun or deep shade. Attracts wildlife such as deer, grouse, turkeys, pheasants & quail.

12-18" 2 YR. S. (25's) \$245.00 \$815.00

HEMLOCK - CANADIAN (TSUGA CANADENSIS)

Grows to 40-70 ft. Spreads 25-35 ft. Moist soil with good drainage. Shade tolerant. Can be pruned to maintain desired height. Lacy, graceful growth with yellow-green needles in spring changing to glossy green.

3-5" 2 YR. S. (SOLD OUT) (25's) \$190.00 \$280.00

4-8" 1-2 T.P. (SOLD OUT) (25's) \$195.00 \$775.00

6-12" 2-2 T.P. (25's) \$205.00 \$785.00

LILAC - COMMON (SYRINGA VULGARIS)

Grows 12-15 ft. Spreads 10-12 ft. Delicate fragrant purple flowers in May. A perfect informal hedge or screen. Suckers freely.

12-18" 2 YR. S. (25's) \$220.00 \$780.00

PLANTING SUPPLIES

Root Gel

1/2 lb. \$13.50 EACH 1 lb. \$17.50 EACH

3 lbs. \$42.00 EACH

(1 lb. Root gel will treat 3,000 seedlings OR 1,000 transplants.)

Pitch Remover

1/2 Gallon \$15.25 EACH

1 Gallon \$24.75 EACH

Hand Planting Bars

3" planting spud \$48.00 EACH

4" planting spud \$58.00 EACH

Plantskydd

DEER REPELLENT

STOP DEER & RODENT DAMAGE

3 LB. GRANULAR REPELLENT \$24.50 EACH

PREMIXED LIQUID SPRAY BOTTLE

Does 100 plants 1 ft. high \$35.00 EACH

PREMIXED LIQUID JUG

Does 400-600 plants 1 ft. high \$58.00 EACH

DECIDUOUS TREES & SHRUBS CONTINUED

LESS THAN 50 TREES, PLEASE ADD 25¢ PER TREE.

BUNDLES OF PER 100 PER 1000

MAPLE - FLAME (ACER GINNALA "FLAME")

Grows 15-18 ft. Round crown 18-20 ft. Tolerates a wide range of soil. Small tree or multi-stemmed shrub. Brilliant autumn foliage ranging from orange-red to deep red.

12-18" 1 YR. S. (25's) \$235.00 \$815.00

MAPLE - RED (ACER RUBRUM)

Mature height 50-60 ft. Shade tree with glossy green leaves. Tolerates wet soils. Fall colors vary from yellow to scarlet.

12-24" 2 YR. S. (25's) \$230.00 \$750.00

MAPLE - SILVER (ACER SACCHARINUM)

Very hardy, easy to grow tree, and will tolerate a wide variety of soils. One of the best trees to grow where few others will survive. Grows to 60 ft.

12-18" 1 YR. S. (25's) \$200.00 \$685.00

MAPLE - SUGAR (ACER SACCHARUM)

Slow to medium growth. Height-100 ft. Outstanding native shade tree. Dark green leaves turn yellow to orange to firey red in fall. Grows in most soil types. Sap used for maple syrup. Used for ornamental, lumber, & wildlife habitat.

12-18" 1 YR. S. (25's) \$260.00 \$955.00

18-24" 2 YR. S. (25's) \$3.20 EA \$2.50 EA

OAK BURR (QUERCUS MACRUCARPA)

Tolerates a variety of soil conditions. Leaf color is dark green in summer and yellow to yellowish brown in fall. Height 70-80 ft.

12-18" 1 YR. S. (25's) \$290.00 \$880.00

OAK - RED (QUERCUS RUBRA)

A wide, massive 80-90 ft. shade tree. Fast growing and long-lived oak. This acorn tree provides food and shelter for wildlife and can tolerate city conditions. Also commercially valuable to the lumber market.

12-18" 1 YR. S. (25's) \$290.00 \$880.00

OAK - WHITE (QUERCUS ALBA)

Hardy deciduous shade tree. Majestic rounded shape. Dark green leaves, typical oak leaf shape that turns bronze in fall. Slow growing, extremely long lived (300 yrs. or more). Grows 100 ft. or higher.

12-18" 2 YR. S. (25's) \$290.00 \$880.00

BUNDLES OF PER 100 PER 1000

OAK - SWAMP WHITE (QUERCUS BICOLOR)

Height: 50-60 ft. Growth rate - moderate. Does well in moist to wet soils, also in upland areas. Shiny dark green leaves. Yellow to purple fall color. Their sweet acorns are great for wildlife.

12-18" 2 YR. S. (25's) \$290.00 \$880.00

PLUM - AMERICAN (PRUNUS AMERICANA)

Grows 15-20 ft. A small tree or large shrub. White flowers in early May. Edible fruits - red or yellow. Very hardy & drought resistant. Excellent for wildlife plantings.

12-18" 1 YR. S. (25's) \$290.00 \$875.00

2-3' 2 YR. S. (25's) \$295.00 \$955.00

POPLAR - HYBRID (POPULUS DELTOIDS X POPULUS NIGRA)

Grows approximately 50 ft. Spreads 30 ft. A fast growing tree with large leaves giving lots of shade in a hurry. Soil adaptable. (Rooted cuttings).

12-24" S. (R.C.) (25's) \$195.00 \$535.00

SERVICEBERRY - ALLEGHENY (AMELANCHIER LAEVIS)

Grows to 25 ft. Spread 15 ft. Small, upright multi-stemmed tree. Soil and moisture type widely adaptable. Full sun to partial shade. White flowers followed by purplish-blue fruit. (delicious in pies and jams). Orange-red fall foliage.

12-18" 2 YR. S. (25's) \$235.00 \$800.00

SERVICEBERRY - JUNE BERRY (AMELANCHIER ALNIFOLIA)

Grows 6-20 ft. Small to medium suckering shrub that bears white flowers followed by edible fruit in June-July.

12-18" 2 YR. S. (25's) \$235.00 \$800.00

TAMARACK - AMERICAN LARCH (LARIX LARICINA)

A medium-sized tree, 40-80' tall, open pyramidal crown & shallow wide-spreading root system. Best growth in moist areas & better-drained uplands.

12-18" 2 YR. S. (25's) \$185.00 \$705.00

18-24" 2 YR. S. (25's) \$205.00 \$725.00

24-36" 2-1 T.P. (25's) \$230.00 \$750.00

POTTED TREES & BUSHES

Potted trees and bushes subject to terms of sale & claims (see page 6).



Trees available: Colorado Blue Spruce, Black Hill Spruce, Norway Spruce, Balsam Fir, Fraser Fir, White Pine and Canadian Hemlock

2 - 2½ FT.....\$33.49
2½ - 3 FT.....\$36.75
3 - 3½ FT.....\$42.50
3½ - 4 FT.....\$45.00

WHITE BIRCH (JAPANESE WHITE-PLATYPHYLLA JAPONICA)

6-8 FT. \$60.00 EACH

RIVER BIRCH (BETULA NIGRA)


6-8 FT. \$60.00 EACH

EASTERN ARBORVITAE (THUJA OCCIDENTALIS 'WHITE CEDAR')

See previous description on page 3.

3-4' POTTED \$46.50 EACH


4-5' POTTED \$52.00 EACH



HEDGE ROW / WIND ROW

EASTERN ARBORVITAE

(WHITE CEDAR)




Grow a
living fence,
hedge row
or a beautiful
wind row with
**Eastern
Arborvitae!**



WHEELER'S CHRISTMAS TREES

Christmas Tree price list available upon request. **To place an order, please contact us.**
715-366-2477 • llnur@uniontel.net • www.lauraslanenursery.com





*For Wreaths
& Garland*

**Contact Mary to
place your order!**

715-572-9811
or email
marysholidaywreaths@hotmail.com



JW OUTFITTERS • FOOD PLOT SUPPLIES AVAILABLE! • 715-498-3696

Hardwoods / Deciduous

- Red Oak
- Burr Oak
- White Oak
- Swamp White Oak
- Red Maple
- Silver Maple
- White Birch

Conifers

- White Pine
- Norway Pine
- White Cedar
- Norway Spruce
- Colorado Blue Spruce

Shrubs

- Red Osier
- Dogwood
- Silky Dogwood
- Elderberry
- Serviceberry



TERMS OF SALE

- Unless otherwise stated, all prices are F.O.B. Plainfield, WI 54966.
- A deposit of 25% is required on all orders with the exception of orders less than \$100.00-these require full payment when order is made. The balance due must be paid on pickup or prior to the shipping date. If buyer fails to pay the balance due, interest shall be charged on the balance due @1-1/2% per month (18% APR) from the date of the receipt of the merchandise.
- If 1) the buyer fails to pickup, 2) buyer refuses delivery, or 3) delivery cannot be made to shipping address provided on the order form, buyer will be liable for payment of the balance due.
- The seller is not responsible for items not picked up by the pickup date.
- The buyer forfeits the deposit on cancellations after February 1st.
- Wheeler's Laura's Lane Nursery, LLC reserves the right to cancel a part or all of stock ordered, should there be weather (frost, flood, hail, or fire) related injury, wildlife damage, error in count, or other causes beyond our control.
- Seller's liability ceases with the delivery of the stock to the carrier. Thereafter, if breakage or damage occurs or if a stock is delayed in transit, claims should be made with the carrier immediately.
- Generally, conifer seedlings are in bundles of 50 and transplants are in bundles of 25.
- Orders should be paid in full if shipping.
- Shipping and Pick-up season approximately April 10th to May 10th.

IMPROVE YOUR PLANTING SUCCESS

Following these simple steps will help improve your planting success:

- **Site preparation.** Your trees will get off to a better start if you spend time prior to planting reducing or removing grass, weeds and brush. If not controlled, these items can reduce the ability of the trees to take hold.
- **Decide desired end result and determine quantity of trees needed.**
Christmas tree harvest: plant 6 ft. apart (1100-1200 trees per acre).
Windbreaks: plant 6-8 ft. apart. Divide the length of row desired by 6 or 8 and figure number of trees needed (12-16 trees per 100 linear feet).
Reforestation: plant 8-10 ft. apart (500-700 trees per acre).
Ornamental plantings: 4'x5' planting requires about 2,200 seedlings per acre. A 5'x5' planting requires about 1,700 seedlings per acre (1 acre = 43,560 sq. ft. – allow for access rows).
- **Determine tree type.** You must consider soil type, sun conditions, water drainage and other locational factors and match them with type of tree that thrives under those conditions. Not all trees do well under all conditions.
- **Timing your planting.** We suggest you try to schedule delivery so that you can plant your trees as soon as possible after their arrival. If you can't start planting upon arrival, store the trees in a cooler or other cool area out of the sun and wind. Open them slightly and make sure trees are slightly damp.
- **Plant trees properly.** Again – plant your stock as soon as possible after receipt of trees. You can plant by hand using a heavy spade or spud, or you can use a machine. In either case, make sure the roots are deeply secured in the ground and the soil around the tree is firmly packed.
- **Bigger seedlings and transplants** with full root masses need special attention during planting to avoid J-rooting. Nothing will save a tree that is poorly planted. Extra large seedlings and transplants need extra care due to their size.
- **Site maintenance.** Be sure to control weeds with herbicides and/or mowing after planting. The weeds compete with the trees for nutrients, moisture and fertilizer and can affect their growth if not controlled. Discuss your options with your local chemical dealer.
- **Harvest time.** If you're planning to harvest your crop, keep in mind that natural occurrences (late frost, dry conditions, disease) can all affect growth rate. In general, the more care (fertilizer, weed/pest control, water) the trees receive, the sooner they'll grow to a harvestable size. The type of tree you select will also affect harvest time.

STOCK QUALITY

- Customers are invited to inspect the seedlings growing in the nursery and on our Christmas tree plantations, but please note that if you arrive at lunch time (usually between 12:00-1:00 pm) you might have to be patient while our employees finish their lunch.
- We do our best to produce healthy, viable plants for all our customers. In spite of the extreme care we give them, numerous conditions over which we have no control often govern results that customers may have with plants.
- Some of these conditions are: weather, watering, planting site, improper planting, soil conditions, soil related root diseases, injury and improper handling of plants. Because of these conditions of which we can exercise no control, it is impossible to guarantee planting results and continued growth of plants.
- All stock is state inspected and graded to meet and surpass American Association of Nurserymen grade standards, and packed very carefully for better growth and shape when transplanted.



CARING FOR TREES ON ARRIVAL



Bundles should be opened as soon as trees are received, and roots should be moistened. Plant the trees as soon as possible.



If unable to plant upon receipt of trees, store in a cool area away from the sun and wind, loosen wrapping, and make sure trees are slightly moist by watering the paper/moss around the roots.



DO NOT SOAK TREES IN BUCKETS OF WATER – IT WILL KILL THEM.



When planting, either by hand planting bars or machine planting, be sure the roots are deeply secured in the ground and the soil around the tree is firmly packed.

CLAIMS

- Buyer and no others must make any claims in writing within 5 days of delivery. Trees must be returned for replacement or refund.
- Buyer is responsible for return freight charges on any or all claims.
- Seller will make every effort to ship merchandise to buyer's shipping address on the date requested; however, Seller shall not be liable for reasonable delays caused by weather conditions beyond Seller's control. No cancellations are allowed due to weather conditions.
- Under no circumstances shall the Seller be liable for a sum which exceeds the total of the order.
- Not responsible for trees held beyond scheduled pick-up date.
- Seller shall not be liable for any or all stock damage or failure due to conditions over which we have no control such as weather (frost, flood or hail), watering, planting site, proper planting, soil conditions, soil related root diseases, and improper handling of plants.



WHEELER'S LAURA'S LANE NURSERY, LLC
PO BOX 232 • PLAINFIELD, WISCONSIN 54966



Check us out online.
www.lauraslanenursery.com

PRSRT STD
U.S. POSTAGE
PAID
PERMIT NO. 14
PLAINFIELD WI 54966

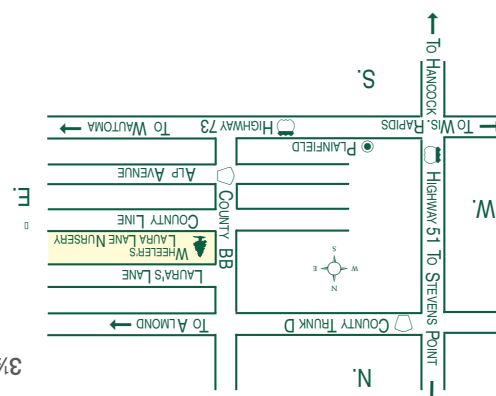
OR CURRENT RESIDENT



3 1/2 Miles North of Plainfield, Wisconsin on BB, then 1/4 Mile East on Laura's Lane
Daily 8 to 4 – Closed Sundays • Fall & Winter Months – Call Ahead
Phone: 715-366-2477 • FAX: 715-366-8201
www.lauraslanenursery.com • email: llnur@uniontel.net

-MEMBERS-
AMERICAN ASSOCIATION OF NURSERYMEN
WISCONSIN NURSERYMEN ASSOCIATION
WISCONSIN WOODLAND OWNER'S ASSOCIATION
WISCONSIN CHRISTMAS TREE ASSOCIATION
WISCONSIN CHRISTMAS TREE ASSOCIATION
MINNESOTA CHRISTMAS TREE ASSOCIATION
NEFCNA (NORTHEASTERN FOREST & CONSERVATION NURSERY ASSOCIATION)

Shipping Season: April 10th to May 10th.



All previous price lists and coupons are VOID

Wholesale Price Guide
Fall 2017 - Spring 2018

