


WHEELER'S

Laura's Lane Nursery LLC

Celebrating over **50 years** since 1959 of Service



2012 Wholesale Spring
Price Guide



Dear Friends,

It is always exciting to start a new growing season. We have held our prices for the past two years to better serve as a stimulate for a healthy economy. It is our desire to express our gratitude to our loyal customers for another successful year. We greatly appreciate your business and promise to provide quality plants and expert service. We hope that you will give us the opportunity to fulfill your planting needs.

Maximize optimum health and survival by taking advantage of our years of nursery growing experience and stock selection. We offer proven varieties – to give you the most hardy and reliable stock available.

Enjoy quantity, at great prices, direct from our nursery for professional growers, foresters and homeowners. We specialize in trees for the Christmas market and offer a large selection of excellent deciduous trees and evergreens for mass plantings or landscaping. We also do custom orders and carry planting supplies.

Please contact our customer service and support team with any questions regarding successful tree planting and care. Or, visit our nursery to inspect our seedlings personally. A trained, knowledgeable nursery professional will be happy to assist you. Or visit our website - www.lauraslanenursery.com

We look forward to working with you.

Sincerely, Joseph and Beatrice Wheeler

SPRUCE BUNDLES PER PER PER 1000 IN OF 100 1000 10 M LOTS

BLACK HILL SPRUCE (PICEA GLAUCA DENSATA)

Grows over 35 feet. Short, stiff dark green needles and a spicy scent. Extremely hardy, withstanding heat and dry growing conditions. Used as ornamental, windbreak or as a Christmas tree. Origination: Black Hills, SD. Elevation 5500-6500 ft. Seed Zone #621.

4-8" 2 YR. S.	(50's)	\$ 65.00	\$195.00	\$-----
9-14" 3 YR. S.	(25's)	\$ 85.00	\$235.00	\$-----
6-12" 2-2 T.P.	(25's)	\$140.00	\$530.00	\$515.00
12-16" 2-3 T.P.	(25's)	\$150.00	\$600.00	\$595.00
X-LG T.P. 16" & UP	(25's)	@\$2.50 EACH		

COLORADO BLUE SPRUCE (PICEA PUNGENS GLAUCA)

Grows over 35 feet. Slow growing, densely formed tree with stiff, silvery-blue to bluish-green needles. An excellent ornamental and background tree. Thrives in dry, well-drained soil. Origination: San Juan Forest - Wolf Creek Area. Elevation 8000-8500 ft. Seed Zone #246.

6-12" 2 YR. S.	(50's)	\$ 65.00	\$195.00	\$-----
9-14" 3 YR. S.	(25's)	\$ 85.00	\$245.00	\$-----
6-12" 2-2 T.P.	(25's)	\$165.00	\$580.00	\$-----
12-16" 2-3 T.P.	(25's)	\$185.00	\$655.00	\$-----
X-LG 16-18" T.P.	(25's)	@\$2.50 EA	@\$1.75 EA	
SUPER-LG 18-24" T.P.	(25's)	@\$3.25 EA	@\$2.50 EA	

NORWAY SPRUCE (PICEA ABIES)

Grows over 35 feet. Fastest growing spruce with dark green needles and draping branches. Good ornamental or windbreak tree. Grows well in most conditions.

6-12" 2 YR. S.	(50's)	\$ 65.00	\$195.00	\$-----
9-14" 3 YR. S.	(25's)	\$ 85.00	\$225.00	\$215.00
7-15" 2-2 T.P.	(25's)	\$135.00	\$525.00	\$500.00
X-LG T.P. 15" & UP	(25's)	@\$2.50 EA		

WHITE SPRUCE (PICEA GLAUCA LAKE STATES)

Moderate growing tree with bluish-green needles, and short, dense branches. A popular Christmas tree as well as an ornamental and windbreak tree. Endures drought conditions well.

6-12" 2 YR. S.	(50's)	\$ 65.00	\$195.00	\$-----
9-14" 3 YR. S.	(25's)	\$ 85.00	\$225.00	\$215.00
7-15" 2-2 T.P.	(25's)	\$135.00	\$525.00	\$500.00
X-LG 16-24" T.P.	(25's)	@\$2.50 EA	@\$1.75 EA	
SUPER-LG T.P. 24" & UP	(25's)	@\$3.25 EA	@\$2.50 EA	

PINE

BUNDLES PER PER PER 1000 IN OF 100 1000 10 M LOTS

AUSTRIAN PINE (PINUS NIGRA)

Grows 30 to 50 feet. Fast growing and is noted for its stiff, long green paired needles. Grows well in most soils. Resistant to pollution. Tolerates drought and temperature extremes. Origination: "Austriaca" Germany.

4-8" 2 YR. S.	(50's)	\$ 60.00	\$180.00	\$-----
9-14" 3 YR. S.	(25's)	\$ 80.00	\$220.00	\$-----

EAST ANGLIA SCOTCH PINE

Fast growing, medium needled (3-3½") tree that grows well in most soil types. (Grown mainly for Christmas trees). Not recommended for general planting. If sheared, will form a dense, conical shape. (Collection areas, England).

6-12" 2 YR. S.	(50's)	\$ 60.00	\$185.00	\$-----
9-14" 3 YR. S.	(25's)	\$ 75.00	\$225.00	\$-----

JACK PINE (PINUS BANKSIANA)

Grows 55-100 feet. Short-needled (1-1½"), prefers full sun, will tolerate poor soil conditions. Timber species.

6-12" 2 YR. S.	(50's)	\$ 60.00	\$185.00	\$-----
---------------------	--------	----------	----------	---------

NORWAY PINE (PINUS RESINOSA) "RED PINE"

Grows over 35 feet. Rapid growing tree with 4-6" long, glossy-green needles. It has many uses: timber, windbreak, ornamental & Christmas tree. Does well in sandy soil.

4-8" 2 YR. S.	(50's)	\$ 55.00	\$175.00	\$160.00
6-12" 3 YR. S.	(25's)	\$ 80.00	\$220.00	\$195.00
7-15" 2-2 T.P.	(25's)	\$135.00	\$515.00	\$-----
X-LG 16-18" T.P.	(25's)	@\$2.50 EA	@\$1.75 EA	
SUPER-LG 18-24" T.P.	(25's)	@\$3.25 EA	@\$2.50 EA	

WHITE PINE (PINUS STROBUS LAKE STATES)

Vigorous growing, open tree with long, soft bluish-green needles. Used in ornamental plantings. Tolerates shade and grows well in sandy and other soils. Grows over 35 feet.

4-8" 2 YR. S.	(50's)	\$ 55.00	\$175.00	\$160.00
6-12" 3 YR. S.	(25's)	\$ 85.00	\$225.00	\$215.00
7-15" 2-2 T.P.	(25's)	\$135.00	\$525.00	\$500.00
X-LG 16-18" T.P.	(25's)	@\$2.50 EA	@\$1.75 EA	

FIR

BUNDLES PER PER PER 1000 IN OF 100 1000 10 M LOTS

BALSAM FIR (ABIES BALSAMEA-EASTERN STRAIN)

The traditional Christmas tree. Excellent fragrance with good needle retention. Prefers well-drained, acidic, moist soil. Full to partial sun.

3-5" 2 YR. S.	(50's)	\$ 80.00	\$230.00	\$-----
6-12" 2-2 T.P.	(25's)	\$145.00	\$600.00	\$-----
12-16" 2-3 T.P.	(25's)	\$160.00	\$675.00	\$-----
X-LG T.P. 16" & UP	(25's)	@\$3.00 EA		

CANAAN FIR (ABIES INTERMEDI)

Height 30-70 ft. Canaan Fir is a genetic cross between Fraser Fir and Balsam Fir. May be more tolerant of wetter soil and a variety of soil types. Makes an excellent Christmas tree and Landscape tree.

4-8" 3 YR. S.	(25's)	\$ 90.00	\$280.00	\$-----
6-12" 2-2 T.P.	(25's)	\$180.00	\$650.00	\$-----
12-16" 2-3 T.P.	(25's)	\$200.00	\$725.00	\$-----
X-LG T.P. 16" & UP	(25's)	@\$3.00 EA		

CONCOLOR FIR (ABIES CONCOLOR)

"White Fir" – Soft needles vary from silvery-blue to silvery-green. Grows best in well-drained soil and full sun. (Will not do well in heavy, clay soil.) Grows over 35 ft.

9-14" 3 YR. S.	(25's)	\$ 90.00	\$280.00	\$-----
7-15" 2-2 T.P.	(25's)	\$150.00	\$595.00	\$-----

COOK'S BALSAM FIR (ABIES BALSAMEA - COOK'S BLUE)

A traditional Christmas Tree with excellent fragrance and good needle retention. Needles show varying degrees of blue coloring after approx. 3 years. Prefers well-drained acidic, moist soil. Full to partial sun.

4-8" 3 YR. S.	(25's)	\$ 90.00	\$280.00	\$-----
6-12" 2-2 T.P.	(25's)	\$145.00	\$610.00	\$-----
12-16" 2-3 T.P.	(25's)	\$160.00	\$685.00	\$-----

DOUGLAS FIR (PSEUDOTSUGA DOUGLASI LINCOLN STRAIN)

Needles vary from green to blue-green color. Used for Christmas trees, ornamentals, & timber. Fast growing & likes moist, well-drained soil. Plant in full sun.

7-15" 2-2 T.P.	(25's)	\$140.00	\$580.00	\$-----
---------------------	--------	----------	----------	---------

FIR CONTINUED

BUNDLES PER PER PER 1000 IN
OF 100 1000 10 M LOTS

FRASER FIR (ABIES FRASERI)

Often referred to as the Cadillac of the Christmas trees. This tree not only has an excellent fragrance but exceptional needle retention as well. Likes cool, moist, well-drained soil. Full to partial sun. (Will not do well in heavy, wet clay soil.)

4-8" 3 YR. S.	(25's)	\$ 90.00	\$290.00	\$285.00
6-12" 2-2 T.P.	(25's)	\$140.00	\$625.00	\$-----
12-16" 2-3 T.P.	(25's)	\$155.00	\$700.00	\$-----
X-LG T.P. 16" & UP.....	(25's)	@\$3.00 EACH		

ARBORVITAE

BUNDLES PER PER PER 1000 IN
OF 100 1000 10 M LOTS

DARK GREEN ARBORVITAE (THUJA OCCIDENTALIS 'NIGRA')

Grows to 30-35 feet tall and 10-15 feet wide. Denser form of American Arb. that is fast growing with a deep green color. Used mainly for screening or hedge.

4-8" 1-1 T.P.	(25's)	\$140.00	\$720.00	\$-----
12-16" 1-2 T.P.	(25's)	\$180.00	\$-----	\$-----

EASTERN ARBORVITAE (THUJA OCCIDENTALIS 'WHITE CEDAR')

Height: 30-40 feet - Width: 10-15 feet. Fan-like glossy leaves provide year-round color. Forms a wind tight barrier when used for screening or as hedging. Prefers heavy damp areas, but adapts well to other soil types.

5-10" 3 YR. S.	(25's)	\$130.00	\$255.00	\$-----
6-12" 2-2 T.P.	(25's)	\$165.00	\$540.00	\$-----
12-16" 2-3 T.P.	(25's)	\$190.00	\$635.00	\$-----
X-LG T.P. 16-18"	(25's)	@\$2.50 EA		
SUPER-LG 18-24" T.P.	(25's)	@\$4.25 EA		

EMERALD GREEN ARBORVITAE (THUJA OCCIDENTALIS 'SMARGARD')

Deep rich emerald green needles year-round. Naturally grows in a compact pyramidal form so pruning is rarely needed. Grows well in almost any well-drained soil and prefers full to partial sun. Will reach 8-10 ft. high, 2 ft. wide in about 10 years.

4-8" 1-1 T.P.	(25's)	\$140.00	\$720.00	\$-----
12-16" 1-2 T.P.	(25's)	\$180.00	\$795.00	\$-----

PYRAMIDAL ARBORVITAE (THUJA OCCIDENTALIS 'FASTIGIATA')

Grows 15-25 ft. tall & 3-5 ft. wide. Pyramidal Arborvitae is a narrow fast grower with a bright green color. Used as a foundation or hedge plant. Grows fast & forms a pyramid shape even when young.

4-8" 1-1 T.P.	(25's)	\$135.00	\$710.00	\$-----
12-16" 2-2 T.P.	(25's)	\$180.00	\$795.00	\$-----
SUPER JUMBO 24-30" T.P.	(5's)	@\$6.00 EA		

TECHNY ARBORVITAE (THUJA OCCIDENTALIS 'TECHNY')

20 feet tall and 8 feet wide at maturity. Very dark green color year round. Medium growth rate and is very hardy. Used for screening and foundation plantings. When young, it grows bushy, but when it gets to 3-4 feet, it grows more pyramidal.

6-12" 2-2 T.P. (C.S.).....	(25's)	\$165.00	\$540.00	\$-----
12-16" 2-2 T.P. (C.S.).....	(25's)	\$190.00	\$635.00	\$-----
4-8" 1-1 T.P. (R.C.).....	(25's)	\$140.00	\$720.00	\$-----
12-16" 1-2 T.P. (R.C.).....	(25's)	\$190.00	\$795.00	\$-----
SUPER-LG TP 18" & OVER.....	(25's)	@\$4.25 EA		

DECIDUOUS TREES & SHRUBS

BUNDLES OF PER 100 PER 1000

ASH - GREEN (FRAXINUS PENNSYLVANICA)

Grows 50-60 ft. Spreads 25-30 ft. An upright spreading, fast growing tree. Plants transplant easily and are easily grown. A valuable tree for shade, farm wood lots and windbreaks.

12-18" 1 YR. S.	(25's)	\$ 95.00	\$295.00
----------------------	--------	----------	----------

ASH - EUROPEAN MOUNTAIN (SORBUS AUCUPARIA)

Grows 30-40 ft. with a 20-30 ft. spread. Upright, spreading branches for an oval crown. White flowers in May followed by clusters of orange berries in late summer.

18-24" 1 YR. S.	(25's)	\$ 70.00	\$240.00
----------------------	--------	----------	----------

BIRCH - WHITE (JAPANESE WHITE-PLATYPHYLLA JAPONICA)

Moderate to fast growth with a mature height up to 70 ft. Bark is tighter than Native White Birch - doesn't peel as readily. Birch-borer resistant. Moist, well-drained soil - full sun.

9-14" 1 YR. S.	(25's)	\$135.00	\$615.00
24-30" 2 YR. S.	(25's)	\$150.00	\$655.00
SUPER LG OVER 36"	(25's)	\$2.00 EA	\$1.75 EA

BIRCH - RIVER (BETULA NIGRA)

Height 40-60 ft. Width 1-2 ft. Decorative tree, forming a broad, spreading crown. Grows well in flood plains, as well as adjacent upland sites.

24-30" 2 YR. S.	(25's)	\$150.00	\$675.00
SUPER LG S OVER 36"	(25's)	\$2.00 EA	\$1.75 EA

BLUEBERRY BUSHES (VACCINIUM CORYMBOSUM)

In spring the blueberry bush will have white bell-like blossoms and ripe berries from the middle of July through August. Summer months - dark green wax-like foliage. In fall - leaves will turn a beautiful crimson color.

6-12" 1-1 T.P. (R.C.).....	(25's)	\$2.00 EA	\$1.25 EA
----------------------------	--------	-----------	-----------

BUTTERFLY BUSH (BUDDLEIA DAVIDII)

Perennial, grows 6 ft. tall. Fast growing shrub with long spikes of blue/purple flowers in July/August. Does best in full sun and moist well-drained soil. Cut back in late fall. Attracts butterflies.

12-24" 2 YR. S.	(25's)	\$130.00	\$525.00
----------------------	--------	----------	----------




Balsam Fir



Arborvitae

SORRY - No Credit Cards Accepted



White Pine

Norway Spruce

Black Hill Spruce



For Wreaths & Garland

Contact Mary to place your order!

715-572-9811 or email
marysholidaywreaths@hotmail.com

PLANTING SUPPLIES

Root Gel

1/2 lb.	\$ 9.50 EACH	1 lb.	\$13.50 EACH
3 lbs.	\$35.50 EACH		

(1 lb. root gel will treat 3000 seedlings OR 1,000 transplants.)

Instant Pitch Remover

1/2 Gallon	\$11.75 EACH
1 Gallon.....	\$20.75 EACH

Hand Planting Bars

3" planting spud	\$38.00 EACH
4" planting spud	\$45.00 EACH

Plantskydd

DEER REPELLENT

STOP DEER & RODENT DAMAGE

3 LB. GRANULAR REPELLENT @ \$22.95 EACH

PREMIXED LIQUID SPRAY BOTTLE
Does 100 plants 1 ft. high @ \$21.95 EACH

PREMIXED LIQUID JUG
Does 400-600 plants 1 ft. high @ \$54.95 EACH

DECIDUOUS TREES & SHRUBS CONTINUED

BUNDLES OF PER 100 PER 1000

CHERRY - BLACK (PRUNUS SEROTINA)

Hardy, large tree with rough, dark brown bark. Leaves are oblong with white flowers in late May. Fruit bearing. Grows to approximately 80 ft. tall and 50 ft. wide.

6-12" 1 YR. S.	(25's)	\$140.00	\$440.00
12-18" 1 YR. S.	(25's)	\$155.00	\$675.00

CHERRY - NANKING (PRUNUS TOMENTOSA)

Grows 8-10 ft. Spreads 6-10 ft. A broad spreading shrub. Pink to white flowers followed by edible scarlet fruit in June. Foliage is a very attractive soft green.

12-18" 1 YR. S.	(25's)	\$165.00	\$725.00
----------------------	--------	----------	----------

CHOCHECHERRY - COMMON (PRUNUS VIRGINIANA)

Small tree with white flowers and dark purple fruit that is edible. Very hardy in all zones. Renowned for making of jelly & wine. Good food & cover for wildlife.

12-18" 1 YR. S.	(25's)	\$165.00	\$725.00
----------------------	--------	----------	----------

CRAB - MAGENTA (MALUS HYBRID MAGENTA)

Height 20-30 ft. Spreads 12-15 ft. Pink flowers followed by small dark red fruits. The foliage is magenta colored and is an excellent tree for wildlife plantings.

12-18" 1 YR. S.	(25's)	\$165.00	\$725.00
----------------------	--------	----------	----------

CRAB - MIDWEST (MALUS BACCATA VAR. MANDSHURICA)

Grows 15 ft. A moderately rapid growing medium size tree. Densely branched and oval shaped. Blossoms snowy white. Dark olive green leaves. Fruit size 1/4-1/2" diameter. Excellent for windbreak and wildlife habitat.

18-24" 2 YR. S.	(25's)	\$1.75 EA	\$900.00
----------------------	--------	-----------	----------

CRAB - SARGENT (MALUS SARGENTII ROSEGLOW)

A dwarf broad growing tree with fragrant white flowers that are followed by small bright red fruit. Green summer foliage. Attractive to birds.

12-18" 2 YR. S.	(25's)	\$175.00	\$730.00
----------------------	--------	----------	----------

CRAB - RED SPLENDOR (MALUS X RED SPLENDOR)

Grows 15-25 ft. Spreads 20 ft. Red flower buds open into large deep pink single flowers. The fruit is dark and showy. The foliage is dark reddish green in the summer, and turns a beautiful reddish purple in the fall. Upright spreading form.

18-24" 2 YR. S.	(25's)	\$1.75 EA	\$1.00 EA
----------------------	--------	-----------	-----------

CRANBERRY - AMERICAN Highbush (VIBURNUM TRILOBUM)

Attractive foliage turns red and orange in the fall. Flat clusters of white flowers followed by red berries. Grows to 8 ft.

12-18" 1 YR. S.	(25's)	\$165.00	\$775.00
18-24" 2 YR. S.	(25's)	\$180.00	\$855.00

DOGWOOD - RED OSIER (CORNUS SERICEA)

Grows 7-9 ft. Spreads 8-12 ft. A broad erect grower with dark blood red branches. White flowers followed by white berries. Good for soil erosion and food and cover for wildlife.

6-12" 1 YR. S.	(25's)	\$100.00	\$280.00
12-18" 2 YR. S.	(25's)	\$110.00	\$350.00

DOGWOOD - SILKY (COMUS AMOMUM)

A native shrub. Grows 6-8 ft. high with its leaves silky to the touch beneath. Flowers are white, fruit blue. Hardy everywhere.

6-12" 1 YR. S.	(25's)	\$100.00	\$280.00
12-24" 2 YR. S.	(25's)	\$105.00	\$325.00

ELDERBERRY (SAMBUCUS CANADENSIS)

Height and spread 5-12 ft. Fast growing small tree/shrub. Tolerates wide range of growing conditions. Small white flowers grow in large clusters in early summer followed by edible purplish black fruit. Attractive to birds.

12-18" 1 YR. S.	(25's)	\$160.00	\$720.00
----------------------	--------	----------	----------

HACKBERRY (CELTIS OCCIDENTALIS)

Grows to 40-60 ft. Crown width 25-45 ft. Soil adaptable. Moderately drought tolerant, but does best in moist well-drained soils. Used for windbreaks and highway beautification. Excellent tree for wildlife. Small dark berries.

12-18" 1 YR. S.	(25's)	\$155.00	\$725.00
18-24" 2 YR. S.	(25's)	\$165.00	\$805.00

HAZELNUT (CORYLUS AMERICANA)

Small shrub often in clumps reaching 12 ft. in height. Edible brown nuts. Grows best in moist, well-drained soils but will adapt to most types of soils. Full sun or deep shade. Attracts wildlife such as deer, grouse, turkeys, pheasants & quail.

12-18" 2 YR. S.	(25's)	\$175.00	\$730.00
----------------------	--------	----------	----------

BUNDLES OF PER 100 PER 1000

HEMLOCK - CANADIAN (TSUGA CANADENSIS)

Grows to 40-70 ft. Spreads 25-35 ft. Moist soil with good drainage. Shade tolerant. Can be pruned to maintain desired height. Lacy, graceful growth with yellow-green needles in spring changing to glossy green.

4-8" 1 YR. S.	(25's)	\$215.00	\$430.00
--------------------	--------	----------	----------

LILAC - COMMON (SYRINGA VULGARIS)

Grows 12-15 ft. Spreads 10-12 ft. Delicate fragrant purple flowers in May. A perfect informal hedge or screen. Suckers freely.

12-18" 2 YR. S.	(25's)	\$155.00	\$710.00
----------------------	--------	----------	----------

MAPLE - FLAME (ACER GINNALA "FLAME")

Grows 15-18 ft. Round crown 18-20 ft. Tolerates a wide range of soil. Small tree or multi-stemmed shrub. Brilliant autumn foliage ranging from orange-red to deep red.

12-18" 1 YR. S.	(25's)	\$165.00	\$730.00
----------------------	--------	----------	----------

MAPLE - RED (ACER RUBRUM)

Mature height 50-60 ft. Shade tree with glossy green leaves. Tolerates wet soils. Fall colors vary from yellow to scarlet.

12-24" 2 YR. S.	(25's)	\$150.00	\$685.00
----------------------	--------	----------	----------

MAPLE - SILVER (ACER SACCHARINUM)

Very hardy, easy to grow tree, and will tolerate a wide variety of soils. One of the best trees to grow where few others will survive. Grows to 60 ft.

12-18" 1 YR. S.	(25's)	\$140.00	\$625.00
----------------------	--------	----------	----------

MAPLE - SUGAR (ACER SACCHARUM)

Slow to medium growth. Height-100 ft. Outstanding native shade tree. Dark green leaves turn yellow to orange to firey red in fall. Grows in most soil types. Sap used for maple syrup. Used for ornamental, lumber, & wildlife habitat.

12-18" 1 YR. S.	(25's)	\$175.00	\$880.00
18-24" 2 YR. S.	(25's)	\$2.00 EA	\$1.40 EA

NANNYBERRY (VIBURNUM LENTAGO)

Grows 15-18 ft. Spreads 6-10 ft. Prefers rich loam to clay loam soil with ample moisture. A wildlife shrub or can be pruned into a small tree. White flowers in spring followed by berries. Fall color deep maroon to red.

12-18" 2 YR. S.	(25's)	\$165.00	\$775.00
----------------------	--------	----------	----------

OAK BURR (QUERCUS MACRUCARPA)

Tolerates a variety of soil conditions. Leaf color is dark green in summer and yellow to yellowish brown in fall. Height 70-80 ft.

12-18" 1 YR. S.	(25's)	\$170.00	\$775.00
----------------------	--------	----------	----------

OAK - RED (QUERCUS RUBRA)

A wide, massive 80-90 ft. shade tree. Fast growing and long-lived oak. This acorn tree provides food and shelter for wildlife and can tolerate city conditions. Also commercially valuable to the lumber market.

6-12" 1 YR. S.	(25's)	\$140.00	\$350.00
12-18" 2 YR. S.	(25's)	\$165.00	\$710.00

OAK - WHITE (QUERCUS ALBA)

Hardy deciduous shade tree. Majestic rounded shape. Dark green leaves, typical oak leaf shape that turns bronze in fall. Slow growing, extremely long lived (300 yrs. or more). Grows 100 ft. or higher.

12-18" 2 YR. S.	(25's)	\$175.00	\$800.00
----------------------	--------	----------	----------



Red Splendor Crab

Canaan Fir

DECIDUOUS TREES & SHRUBS CONTINUED

BUNDLES OF PER 100 PER 1000

OAK - SWAMP WHITE (QUERCUS BICOLOR)

Height: 50-60 ft. Growth rate - moderate. Does well in moist to wet soils, also in upland areas. Shiny dark green leaves. Yellow to purple fall color. Their sweet acorns are great for wildlife.

12-18" 2 YR. S. (25's) \$175.00 \$800.00

PLUM - AMERICAN (PRUNUS AMERICANA)

Grows 15-20 ft. A small tree or large shrub. White flowers in early May. Edible fruits - red or yellow. Very hardy & drought resistant. Excellent for wildlife plantings.

12-18" 1 YR. S. (25's) \$190.00 \$795.00

POPLAR - HYBRID (POPULUS DELTOIDS X POPULUS NIGRA)

Grows approximately 50 ft. Spreads 30 ft. A fast growing tree with large leaves giving lots of shade in a hurry. Soil adaptable. (Rooted cuttings).

12-24" (R.C.) (25's) \$130.00 \$475.00

RED BUD - EASTERN (CERCIS CANADENSIS)

Height: 20-30 ft. Width: 25-35 ft. Vase shaped tree with purplish pink flowers in the spring. Green foliage turns yellow in fall.

12-18" 2 YR. S. (25's) \$175.00 \$730.00

ROSA RUGOSA (HEDGE ROSE)

6-10 feet tall at maturity. Expands up to 2 feet each year. Excellent hedge plant with fragrant flowers (pink, white, & purple) from June-August. Tolerates most soil types. Provides red hips as wildlife food.

12-24" S. (25's) \$130.00 \$495.00

SERVICEBERRY - ALLEGHENY (AMELANCHIER LAEVIS)

Grows to 25 ft. Spread 15 ft. Small, upright multi-stemmed tree. Soil and moisture type widely adaptable. Full sun to partial shade. White flowers followed by purplish-blue fruit. (delicious in pies and jams). Orange-red fall foliage.

12-18" 1 YR. S. (25's) \$165.00 \$730.00

TAMARACK - AMERICAN LARCH (LARIX LARICINA)

A medium-sized tree, 40-80' tall, open pyramidal crown & shallow wide-spreading root system. Best growth in moist areas & better-drained uplands.

12-18" 1 YR. S. (25's) \$175.00 \$730.00

WALNUT - BLACK (JUGLANS NIGRA)

Grows up to 75 ft. tall. Bears up to 30 bushel of nuts once mature. Prized for its valuable timber.

12-18" 2 YR. S. (25's) \$160.00 \$600.00



Superior quality nursery stock for over 50 years.

AGE KEY FOR TREES

2 YR. S. 2 years in seedling bed
 3 YR. S. 3 years in seedling bed
 1-1 T.P. 1 year in seedling bed and 1 year in transplant bed
 1-2 T.P. 1 year in seedling bed and 2 years in transplant bed
 2-2 T.P. 2 years in seedling bed and 2 years in transplant bed
 2-3 T.P. 2 years in seedling bed and 3 years in transplant bed

C.S. = Collected Seed, R.C.= Rooted Cuttings, S = Seedling, T.P. = Transplant

NEED LESS THAN 25 TREES
 CHECK OUT OUR SPECIALS!

SPECIALS

NORWAY PINE

10 Super Large Transplants, 18-24" \$55.00

WHITE PINE

10 Super Large Transplants, 18-24" \$55.00

COLORADO BLUE SPRUCE

10 Super Large Transplants, 18-24" \$55.00

EASTERN ARBORVITAE

10 Super Large Transplants, 18-24" \$60.00

PYRAMIDAL ARBORVITAE

10 Super Large Transplants, 24-30" \$60.00

THECHNY ARBORVITAE

10 Super Large Transplants, 18-24" \$60.00

SORRY - No Credit Cards Accepted

POTTED TREES & BUSHES

Potted trees and bushes subject to terms of sale & claims (see page 6).

WHITE BIRCH (JAPANESE WHITE-PLATYPHYLLA JAPONICA)

6-7 FT. @ \$35.50 EACH

7-8 FT. @ \$40.50 EACH



Trees available: Colorado Blue Spruce, Black Hill Spruce, Norway Spruce, White Spruce, Balsam Fir, and Fraser Fir

2 - 2½ FT \$19.25

2½ - 3 FT \$23.25

3 - 3½ FT \$27.00

3½ - 4 FT \$31.00


Attention Wholesale Customers: Please see page 6 for subject to claims or ask about retail replacement pricing.

EASTERN ARBORVITAE (THUJA OCCIDENTALIS 'WHITE CEDAR')

See previous description on page 3.

2-3' POTTED @ \$25.00 EACH

3-4' POTTED @ \$35.00 EACH



VILLOSA LILAC (SYRINGA VILLOSA)

A large dense shrub. Flowers are fragrant, rosy-pink to white. Attractive to butterflies, birds, and bees. Best in full sun. Grows 6-10 ft.
 24-30" POTTED @ \$30.00 EACH

PYRAMIDAL ARBORVITAE (THUJA OCCIDENTALIS 'FASTIGIATA')

See previous description on page 3.

2-3' POTTED @ \$25.00 EACH

3-4' POTTED @ \$35.00 EACH

TECHNY ARBORVITAE (THUJA OCCIDENTALIS 'TECHNY')

See previous description on page 3.

2-3' POTTED @ \$25.00 EACH

MINIMUM ORDER OF ONE SIZE AND VARIETY:

50 OR MORE SEEDLINGS • 25 OR MORE TRANSPLANTS

QUANTITY DISCOUNTS: 50 trees of the same kind and size may be bought at the 100 rate, 300 at the 1000 rate, 5000 at the 10M rate.



CHECK US OUT ON THE WEB
 WWW.LAURASLANENURSERY.COM



Colorado Blue Spruce

TERMS OF SALE

- Unless otherwise stated, all prices are **F.O.B. Plainfield, WI 54966**.
- **A deposit of 25%** is required on all orders with the exception of orders less than \$100.00-these require full payment when order is made. The balance due must be paid on pickup or prior to the shipping date. If buyer fails to pay the balance due, interest shall be charged on the balance due @1-1/2% per month (18% APR) from the date of the receipt of the merchandise.
- If 1) the buyer fails to pickup, 2) buyer refuses delivery, or 3) delivery cannot be made to shipping address provided on the order form, buyer will be liable for payment of the balance due.
- The seller is not responsible for items not picked up by the pickup date.
- The buyer **forfeits the deposit** on cancellations after February 1st.
- Wheeler's Laura's Lane Nursery, LLC reserves the right to cancel a part or all of stock ordered, should there be weather (frost, flood, hail, or fire) related injury, wildlife damage, error in count, or other causes beyond our control.
- Seller's liability ceases with the delivery of the stock to the carrier. Thereafter, if breakage or damage occurs or if a stock is delayed in transit, claims should be made with the carrier immediately.
- Generally, conifer seedlings are in bundles of 50 and transplants are in bundles of 25.
- Shipping and Pick-up season April 10th to May 1st.




CLAIMS

- Buyer and no others must make any **claims in writing within 5 days of delivery. Trees must be returned for replacement or refund.**
- Buyer is responsible for return freight charges on any or all claims.
- Seller will make every effort to ship merchandise to buyer's shipping address on the date requested; however, Seller shall not be liable for reasonable delays caused by weather conditions beyond Seller's control. No cancellations are allowed due to weather conditions.
- Under no circumstances shall the Seller be liable for a sum which exceeds the total of the order.
- Not responsible for trees held beyond scheduled pick-up date.
- Seller shall not be liable for any or all stock damage or failure due to conditions over which we have no control such as weather (frost, flood or hail), watering, planting site, proper planting, soil conditions, soil related root diseases, and improper handling of plants.

STOCK QUALITY

- Customers are invited to inspect the seedlings growing in the nursery and on our Christmas tree plantations, but please note that if you arrive at lunch time (usually between 12:00-1:00 pm) you might have to be patient while our employees finish their lunch.
- We do our best to produce healthy, viable plants for all our customers. In spite of the extreme care we give them, numerous conditions over which we have no control often govern results that customers may have with plants.
- Some of these conditions are: weather, watering, planting site, improper planting, soil conditions, soil related root diseases, injury and improper handling of plants. Because of these conditions of which we can exercise no control, it is impossible to guarantee planting results and continued growth of plants.
- All stock is state inspected and graded to meet and surpass American Association of Nurserymen grade standards, and packed very carefully for better growth and shape when transplanted.

CARING FOR TREES ON ARRIVAL

-  Bundles should be opened as soon as trees are received, and roots should be moistened. Plant the trees as soon as possible.
-  If unable to plant upon receipt of trees, store in a cool area away from the sun and wind, loosen wrapping, and make sure trees are slightly moist by watering the moss around the roots.
-  When planting, either by hand planting bars or machine planting, be sure the roots are deeply secured in the ground and the soil around the tree is firmly packed.



Buying Christmas Trees? Please Call for Price List.

IMPROVE YOUR PLANTING SUCCESS


Following these simple steps will help improve your planting success:

- **Site preparation.** Your trees will get off to a better start if you spend time prior to planting reducing or removing grass, weeds and brush. If not controlled, these items can reduce the ability of the trees to take hold.
- **Decide desired end result and determine quantity of trees needed.**
 - Christmas tree harvest:** plant 6 ft. apart (1100-1200 trees per acre).
 - Windbreaks:** plant 6-8 ft. apart. Divide the length of row desired by 6 or 8 and figure number of trees needed (12-16 trees per 100 linear feet).
 - Reforestation:** plant 8-10 ft. apart (500-700 trees per acre).
 - Ornamental plantings:** 4'x5' planting requires about 2,200 seedlings per acre. A 5'x5' planting requires about 1,700 seedlings per acre (1 acre = 43,560 sq. ft. – allow for access rows).
- **Determine tree type.** You must consider soil type, sun conditions, water drainage and other locational factors and match them with type of tree that thrives under those conditions. Not all trees do well under all conditions.
- **Timing your planting.** We suggest you try to schedule delivery so that you can plant your trees as soon as possible after their arrival. If you can't start planting upon arrival, store the trees in a cooler or other cool area out of the sun and wind. Open them slightly and make sure trees are slightly damp.
- **Plant trees properly.** Again – plant your stock as soon as possible after receipt of trees. You can plant by hand using a heavy spade or spud, or you can use a machine. In either case, make sure the roots are deeply secured in the ground and the soil around the tree is firmly packed.
- **Bigger seedlings and transplants** with full root masses need special attention during planting to avoid J-rooting. Nothing will save a tree that is poorly planted.
- **Site maintenance.** Be sure to control weeds with herbicides and/or mowing after planting. The weeds compete with the trees for nutrients, moisture and fertilizer and can affect their growth if not controlled. Discuss your options with your local chemical dealer.
- **Harvest time.** If you're planning to harvest your crop, keep in mind that natural occurrences (late frost, dry conditions, disease) can all affect growth rate. In general, the more care (fertilizer, weed/pest control, water) the trees receive, the sooner they'll grow to a harvestable size. The type of tree you select will also affect harvest time.



Seedling Combos

Now offering seedling combos that are specialized for meeting customers planting objectives. The combos will consist of 300 seedling packets or up to 900 seedling packets for larger spacing. All combos are upgradeable to transplants. Combo contents may vary depending upon seedling availability and Laura's Lane Nursery's preferences.



Turkey Habitat Combo

Contains 100 Conifers, 150 Hardwoods, and 50 Shrubs that are key elements to a turkey's habitat. These seedlings will provide cover and food sources that turkeys need to thrive. All of the seedlings will be widely adaptable.

\$158.00 Upgrade T.P. / seedlings **\$188.00**



Wildlife Deer Habitat Combo

Contains 100 Conifers, 100 Shrubs, and 100 Hardwoods that will turn your property into a wildlife paradise, and in turn, will hold whitetails on your property, and will provide cover shade, windbreaks and food for deer year round. Deer browsing may need to be controlled the first couple years of growth after planting.

\$158.00 Upgrade T.P. / seedlings **\$188.00**



Windbreak Combo

Combo #1 will create a 3 row windbreak 800 ft. long (8x10 ft. spacing) 300 trees total **\$126.00**

Combo #2 will do a 3 row windbreak 1600 ft. long (8x10 ft. spacing) 600 trees total **\$250.00**

Ask about upgrading to transplants.

Use White /or Red Pine in outside rows with spruce in the center row.

Hardwoods / Deciduous

- Red Oak
- Burr Oak
- White Oak
- Swamp White Oak
- Sugar Maple
- Red Maple
- Silver Maple
- Black Walnut
- River Birch
- White Birch

Conifers

- White Pine
- Norway Pine
- White Spruce
- Black Hill Spruce
- Balsam Fir
- White Cedar
- Norway Spruce

Shrubs

- Red Osier Dogwood
- Silky Dogwood
- Elderberry
- American Highbush Cranberry
- Common Chokecherry
- American Plum
- Serviceberry



Landscape Potted Tree Special

Potted Trees, any size and specie combination.

25-50 5% off

50-100 10% off

100 or more 15% off

Listed species and sizes - see page 5 of our current brochure.

*Limited availability on some sizes and species.



WHEELER'S LAURA'S LANE NURSERY, LLC
PO BOX 232 • PLAINFIELD, WISCONSIN 54966



Check us out online.
Need a QR code reader?
Download a FREE APP to your
smartphone and scan away.

PRSRRT STD
U.S. POSTAGE
PAID
PERMIT NO. 14
PLAINFIELD WI 54966

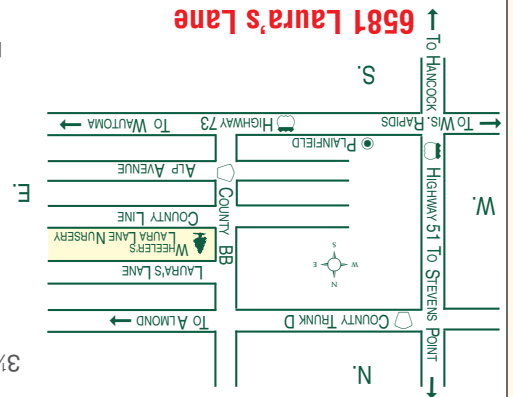
OR CURRENT RESIDENT



-MEMBERS-
AMERICAN ASSOCIATION OF NURSERYMEN
WISCONSIN NURSERYMEN ASSOCIATION
WISCONSIN WOODLAND OWNER'S ASSOCIATION
WISCONSIN CHRISTMAS TREE ASSOCIATION
NATIONAL CHRISTMAS TREE ASSOCIATION
MINNESOTA CHRISTMAS TREE ASSOCIATION
AMERICAN TREE FARM SYSTEM
NEFCNA (NORTHEASTERN FOREST & CONSERVATION NURSERY ASSOCIATION)

3 1/2 Miles North of Plainfield, Wisconsin on BB, then 1/4 Mile East on Laura's Lane
Daily 8 to 4 - Closed Sundays • Fall & Winter Months - Call Ahead
Phone: 715-366-2477 • Cell: 715-347-3394 • FAX: 715-366-8201
www.lauraslaneanursery.com • email: llnur@uniointel.net

Shipping Season: April 10th to May 1st.



2012 Wholesale Spring Price Guide
All previous price lists and coupons are VOID

